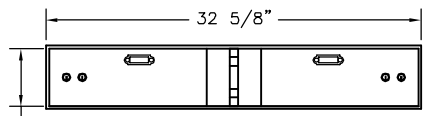
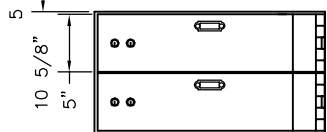


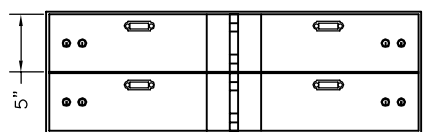
Model CL-1



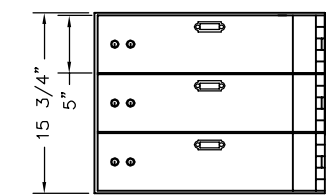
Model CL-2H



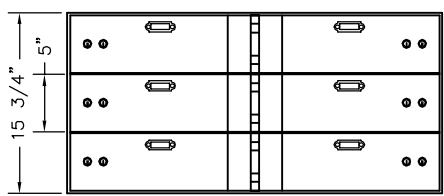
Model CL-2V



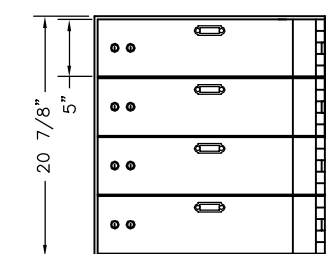
Model CL-4H



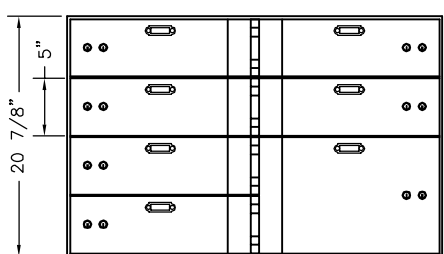
Model CL-3V



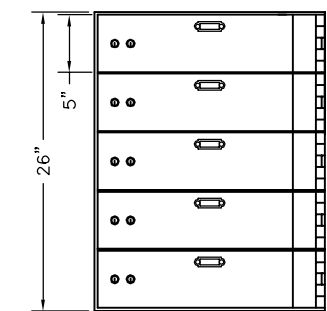
Model CL-6H



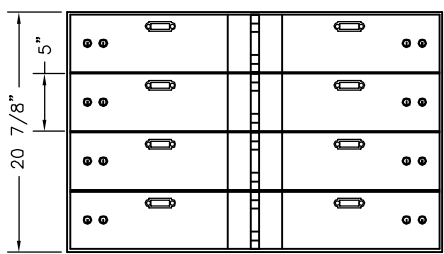
Model CL-4V



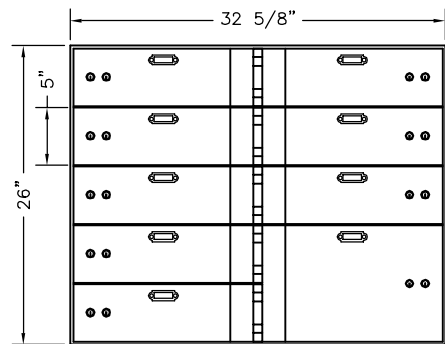
Model CL-7H



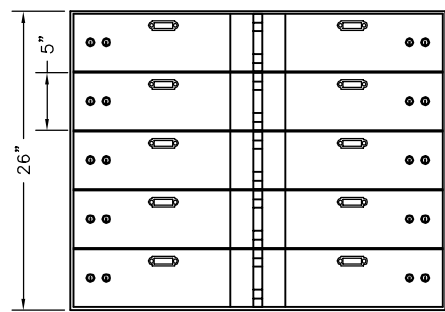
Model CL-5V



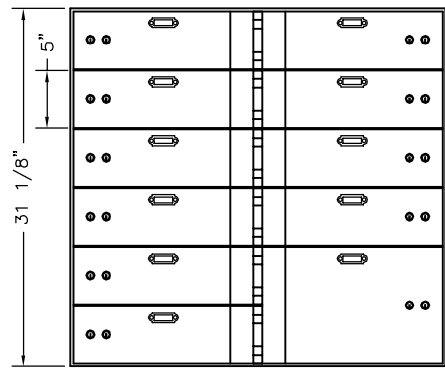
Model CL-8H



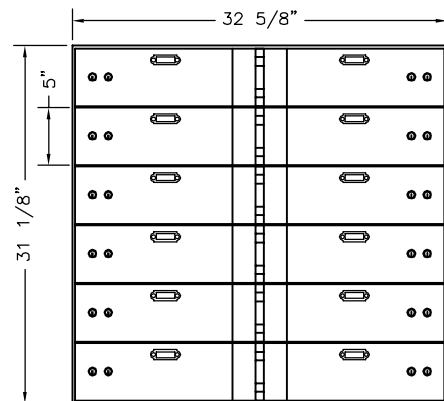
Model CL-9H



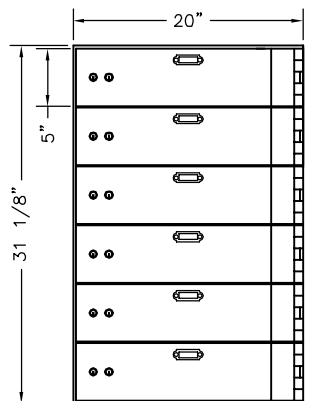
Model CL-10H



Model CL-11H



Model CL-12H



Model CL-6V

WEIGHT

- #CL-1 = 65 lbs.
- #CL-2V = 110 lbs.
- #CL-3V = 155 lbs.
- #CL-4V = 200 lbs.
- #CL-5V = 245 lbs.
- #CL-2H = 100 lbs.
- #CL-4H = 168 lbs.
- #CL-6H = 215 lbs.
- #CL-7H = 250 lbs.
- #CL-8H = 268 lbs.
- #CL-9H = 300 lbs.
- #CL-10H = 315 lbs.
- #CL-11H = 350 lbs.
- #CL-12H = 365 lbs.

CONSTRUCTION

- FRONT FRAME 1/4" TH. STEEL.
- DIVIDERS 1/8" TH. STEEL.
- DOORS 1/2" TH. STEEL.
- HEAVY DUTY HINGE /w SELF LUBRICANT BUSHING.
- KEY LOCK #4420 S&G STANDARD.
- PAINTED FINISH.

OPTIONS

- 3 WHEEL COMBO LOCK.
- 3 WHEEL COMBO LOCK WITH KEY LOCKING DIAL.
- DIGITAL LOCK, LAGARD, S&G, MILLENIUM or MAS-HAMILTON.



TITLE
TELLER LOCKERS

DRAWING NO	DRAWN BY	DATE		
PC 683	RM	28	11	01