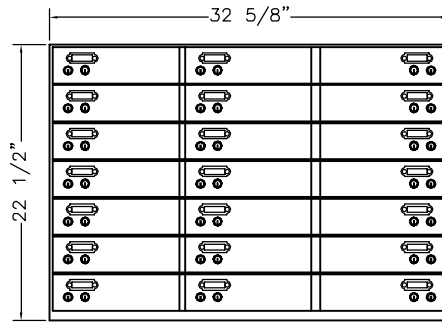
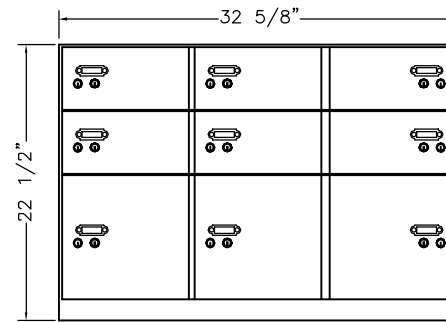



**Box-60**  
60 @ 2x5



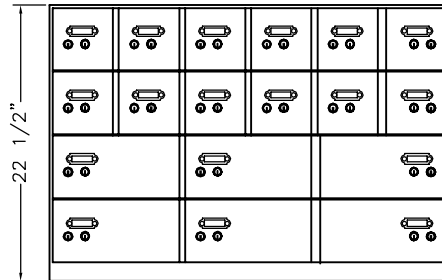
**Box-21**  
21 @ 3x10



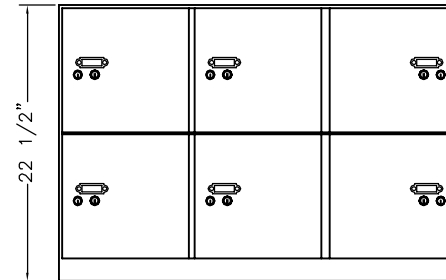
**Box-9**  
6 @ 5x10 & 3 @ 10x10



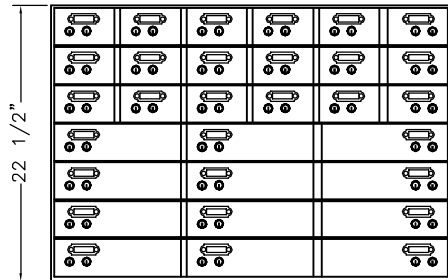
**Box-42**  
42 @ 3x5



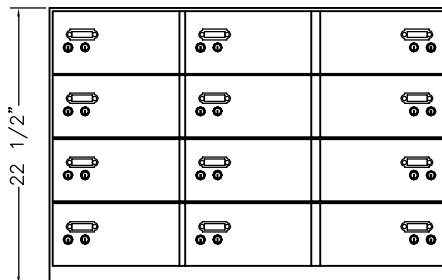
**Box-18**  
12 @ 5x5 & 6 @ 5x10



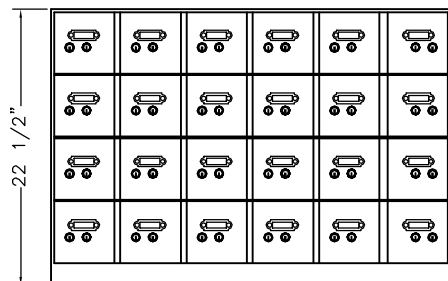
**Box-6**  
6 @ 10x10



**Box-30**  
18 @ 3x5 & 12 @ 3x10



**Box-12**  
12 @ 5x10



**Box-24**  
24 @ 5x5

- WEIGHT Model**
- #Box-60 = 675 lbs.
  - #Box-42 = 600 lbs.
  - #Box-30 = 560 lbs.
  - #Box-24 = 520 lbs.
  - #Box-21 = 550 lbs.
  - #Box-18 = 490 lbs.
  - #Box-12 = 460 lbs.
  - #Box-9 = 435 lbs.
  - #Box-6 = 410 lbs.

**CONSTRUCTION**

- BODY 1/4" TH. STEEL.
- DOORS 1/2" TH. STEEL.
- KEY LOCK #4420 S&G STANDARD.
- STEEL BOND BOXES.
- PAINTED FINISH.

△			
1	22 06 04	PC1109 REPLACES PC833.	RM
NO	DATE	REVISION	BY

NOTE= STANDARD DEPTH 24".



**SECURIFORT**  
INC

TITLE

**SAFE DEPOSIT BOXES**

DRAWING NO	DRAWN BY	DATE
<b>PC 1109</b>	RM	22 06 04